














LOAD BANK KPLB-2400



KEYPOWER LOAD BANK:

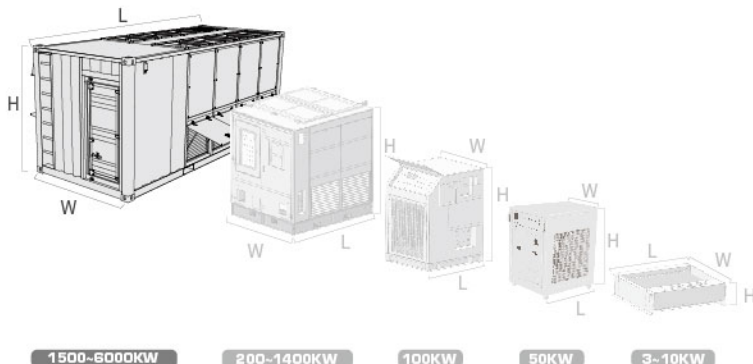
- * Frequency: 50/60 Hz;
- * Voltage range: AC 110-690V;
- * Duty: Continuous;
- * Cooling system: Industrial grade axle fans;
- * Discharged air direction: horizontal for 100 kw, vertical for larger models;
- * Control power phase: Single-phase, two-wire for 500 kw and below; three-phase, four-wire for larger models.

GENERAL SPECIFICATIONS

	Model	KPLB-2400
	Capacity	2400kW
	Type of load	Resistive
	Power factor	1
	Duty cycle	Continuous
	Cooling system	Industrial grade axial fan
	Cooling mode	Forced air-cooled
	Airflow	Vertical discharge
	Phase	Available at both single and three phase
	Rated testing voltage	3P3W 110 - 690V
	Rated frequency	50Hz / 60Hz
	Number of fans	8
	Control power input voltage	3P3W 220 - 480V



Dimension and Weight



DIMENSION		KPLB-2400	
	Length (L)	mm	6058
	Width (W)	mm	2438
	Height (H)	mm	2591
	Weight	kg	7860

KEYPOWER has the right to modify any feature without prior notice. Weights and dimensions based on standard products. Illustrations may include optional equipment. Technical data described in this catalogue correspond to the available information at the moment of printing. The illustrations and images are indicative and may not coincide in their entirety with the product. Industrial design under patent.

Technical Specifications

PERFORMANCE PARAMETER	
Ambient Temperature	-10°C ~ +55°C
Relative Humidity	≤98% ventilated environment without explosive or corrosive dust
Altitude	≤3000m above sea level
Wire Connection	Socket / Terminal
Load Tolerance (each step)	±5%
Load Tolerance (overall)	±3%
Enclosure	ISO 20ft container
Parameter measuring accuracy grade	0.5
Noise level	91 dBA @ 1m
Enclosure protection class	IP 54
Forklift handling	No

CONTROL PANEL	
Control mode (Standard)	Local manual control
Control mode (Optional)	Intelligent / remote control
Remote control distance	≤100 m
Load step	10kW*13, 20kW*6, 50kW*7, 100kW*6, 200kW*6, (non-intelligent type) 10kW*13, 20kW*6, 50kW*7, 100kW*6, 200kW*6, (intelligent type)
Load bank protections	Fan failure alarm/Overload alarm/Overvoltage alarm/Overheating alarm/Low airflow alarm/Maintenance door open alarm/Control power failure/Fault reset
Multi functions display	voltage, current, load power, reactive power, apparent power, power factor, frequency etc.
One-step load/unload	Yes
Emergency stop	Yes
Phase sequence indicator	Yes

Optional Items for Load Bank:



- Capacitive/Inductive/Resistive load bank with different power factor
- Intelligent control
- Laptop for remote control
- Generator tester
- Multi-voltage
- Water-proof cover for air outlet (200-1400KW)
- Air deflecting duct for containerized load bank
- Space heater
- Cable connector
- Galvanized sheet canopy
- Wheels for < 500KW load bank
- Trailer


RESISTOR FEATURES	
Material	Stainless steel
Cooling mode	Forced air cooling
Temperature resistance	500 ~ 600°C
Load Tolerance	±5%
Warranty	3 years with unlimited hours

304 STAINLESS STEEL RESISTORS



Generator Tester Function

GENERATOR TESTER

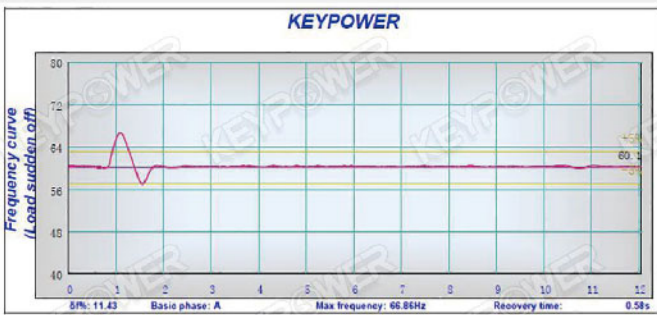


TEST REPORT

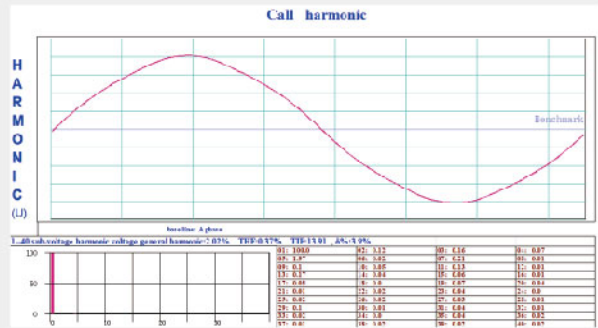
Test report of generator set's steady performance

Source: 02030200	Date of test: 2012-11-19		Serial No: 020303
Technical specification			
1. Set type	1. Voltage	Set No.	Power factor
Rated frequency	Rated power	Rated voltage	Rated efficiency
Generator type	Generator type	Generator type	Generator type
Generator name	Generator name	Generator name	Generator name
2. Test mode	2. Test mode	2. Test mode	2. Test mode
3. Test mode	3. Test mode	3. Test mode	3. Test mode
4. Test mode	4. Test mode	4. Test mode	4. Test mode
5. Test mode	5. Test mode	5. Test mode	5. Test mode
6. Test mode	6. Test mode	6. Test mode	6. Test mode
7. Test mode	7. Test mode	7. Test mode	7. Test mode
8. Test mode	8. Test mode	8. Test mode	8. Test mode
9. Test mode	9. Test mode	9. Test mode	9. Test mode
10. Test mode	10. Test mode	10. Test mode	10. Test mode
11. Test mode	11. Test mode	11. Test mode	11. Test mode
12. Test mode	12. Test mode	12. Test mode	12. Test mode
13. Test mode	13. Test mode	13. Test mode	13. Test mode
14. Test mode	14. Test mode	14. Test mode	14. Test mode
15. Test mode	15. Test mode	15. Test mode	15. Test mode
16. Test mode	16. Test mode	16. Test mode	16. Test mode
17. Test mode	17. Test mode	17. Test mode	17. Test mode
18. Test mode	18. Test mode	18. Test mode	18. Test mode
19. Test mode	19. Test mode	19. Test mode	19. Test mode
20. Test mode	20. Test mode	20. Test mode	20. Test mode
21. Test mode	21. Test mode	21. Test mode	21. Test mode
22. Test mode	22. Test mode	22. Test mode	22. Test mode
23. Test mode	23. Test mode	23. Test mode	23. Test mode
24. Test mode	24. Test mode	24. Test mode	24. Test mode
25. Test mode	25. Test mode	25. Test mode	25. Test mode
26. Test mode	26. Test mode	26. Test mode	26. Test mode
27. Test mode	27. Test mode	27. Test mode	27. Test mode
28. Test mode	28. Test mode	28. Test mode	28. Test mode
29. Test mode	29. Test mode	29. Test mode	29. Test mode
30. Test mode	30. Test mode	30. Test mode	30. Test mode
31. Test mode	31. Test mode	31. Test mode	31. Test mode
32. Test mode	32. Test mode	32. Test mode	32. Test mode
33. Test mode	33. Test mode	33. Test mode	33. Test mode
34. Test mode	34. Test mode	34. Test mode	34. Test mode
35. Test mode	35. Test mode	35. Test mode	35. Test mode
36. Test mode	36. Test mode	36. Test mode	36. Test mode
37. Test mode	37. Test mode	37. Test mode	37. Test mode
38. Test mode	38. Test mode	38. Test mode	38. Test mode
39. Test mode	39. Test mode	39. Test mode	39. Test mode
40. Test mode	40. Test mode	40. Test mode	40. Test mode
41. Test mode	41. Test mode	41. Test mode	41. Test mode
42. Test mode	42. Test mode	42. Test mode	42. Test mode
43. Test mode	43. Test mode	43. Test mode	43. Test mode
44. Test mode	44. Test mode	44. Test mode	44. Test mode
45. Test mode	45. Test mode	45. Test mode	45. Test mode
46. Test mode	46. Test mode	46. Test mode	46. Test mode
47. Test mode	47. Test mode	47. Test mode	47. Test mode
48. Test mode	48. Test mode	48. Test mode	48. Test mode
49. Test mode	49. Test mode	49. Test mode	49. Test mode
50. Test mode	50. Test mode	50. Test mode	50. Test mode
51. Test mode	51. Test mode	51. Test mode	51. Test mode
52. Test mode	52. Test mode	52. Test mode	52. Test mode
53. Test mode	53. Test mode	53. Test mode	53. Test mode
54. Test mode	54. Test mode	54. Test mode	54. Test mode
55. Test mode	55. Test mode	55. Test mode	55. Test mode
56. Test mode	56. Test mode	56. Test mode	56. Test mode
57. Test mode	57. Test mode	57. Test mode	57. Test mode
58. Test mode	58. Test mode	58. Test mode	58. Test mode
59. Test mode	59. Test mode	59. Test mode	59. Test mode
60. Test mode	60. Test mode	60. Test mode	60. Test mode
61. Test mode	61. Test mode	61. Test mode	61. Test mode
62. Test mode	62. Test mode	62. Test mode	62. Test mode
63. Test mode	63. Test mode	63. Test mode	63. Test mode
64. Test mode	64. Test mode	64. Test mode	64. Test mode
65. Test mode	65. Test mode	65. Test mode	65. Test mode
66. Test mode	66. Test mode	66. Test mode	66. Test mode
67. Test mode	67. Test mode	67. Test mode	67. Test mode
68. Test mode	68. Test mode	68. Test mode	68. Test mode
69. Test mode	69. Test mode	69. Test mode	69. Test mode
70. Test mode	70. Test mode	70. Test mode	70. Test mode
71. Test mode	71. Test mode	71. Test mode	71. Test mode
72. Test mode	72. Test mode	72. Test mode	72. Test mode
73. Test mode	73. Test mode	73. Test mode	73. Test mode
74. Test mode	74. Test mode	74. Test mode	74. Test mode
75. Test mode	75. Test mode	75. Test mode	75. Test mode
76. Test mode	76. Test mode	76. Test mode	76. Test mode
77. Test mode	77. Test mode	77. Test mode	77. Test mode
78. Test mode	78. Test mode	78. Test mode	78. Test mode
79. Test mode	79. Test mode	79. Test mode	79. Test mode
80. Test mode	80. Test mode	80. Test mode	80. Test mode
81. Test mode	81. Test mode	81. Test mode	81. Test mode
82. Test mode	82. Test mode	82. Test mode	82. Test mode
83. Test mode	83. Test mode	83. Test mode	83. Test mode
84. Test mode	84. Test mode	84. Test mode	84. Test mode
85. Test mode	85. Test mode	85. Test mode	85. Test mode
86. Test mode	86. Test mode	86. Test mode	86. Test mode
87. Test mode	87. Test mode	87. Test mode	87. Test mode
88. Test mode	88. Test mode	88. Test mode	88. Test mode
89. Test mode	89. Test mode	89. Test mode	89. Test mode
90. Test mode	90. Test mode	90. Test mode	90. Test mode
91. Test mode	91. Test mode	91. Test mode	91. Test mode
92. Test mode	92. Test mode	92. Test mode	92. Test mode
93. Test mode	93. Test mode	93. Test mode	93. Test mode
94. Test mode	94. Test mode	94. Test mode	94. Test mode
95. Test mode	95. Test mode	95. Test mode	95. Test mode
96. Test mode	96. Test mode	96. Test mode	96. Test mode
97. Test mode	97. Test mode	97. Test mode	97. Test mode
98. Test mode	98. Test mode	98. Test mode	98. Test mode
99. Test mode	99. Test mode	99. Test mode	99. Test mode
100. Test mode	100. Test mode	100. Test mode	100. Test mode

FREQUENCY AND VOLTAGE CURVES



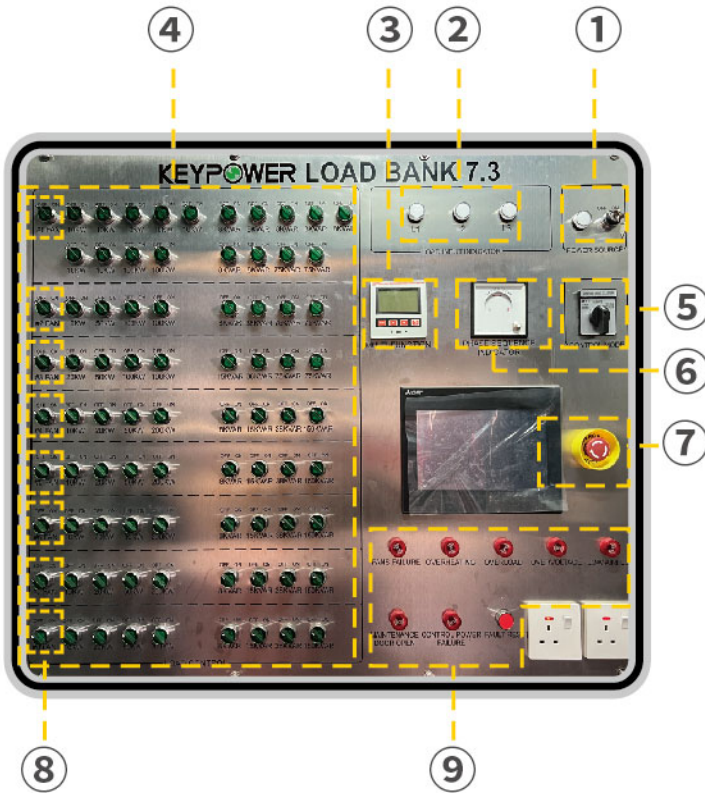
HARMONIC CURVE



This generator tester can measure most electric parameters of a single-phase or three-phase AC generator. The standards it complied with are GB/T 2820-1997 and GB 2820-90. The signal frequency can be measured varies from 45 Hz to 65Hz. You can select one wiring mode from four modes – 1Φ2W, 3Φ3W, 3Φ4W and 3V3A. The following table shows the parameters: It's the best way to replicate, prove and verify the real-life demands on critical power systems.

MEASUREMENT MODE	PARAMETERS
Normal	Voltage, Current, Active Power, Reactive Power, Apparent Power, Power Factor, Frequency, Energy runtime, Imbalance degree of Voltage
Harmonic	Voltage & Current: 2~50th order and the THD (Total harmonic distortion)
Adjustment	In 100 seconds: Records the maximum & minimum value of Voltage & Frequency. Calculates the increase & decrease range of Voltage & Frequency and the percentage of adjustment.
Fluctuation	In 60 seconds: Records the maximum & minimum value of Voltage & Frequency. Calculates the NORMAL frequency rang, NORMAL voltage offset, voltage modulation, percentage of fluctuation and frequency.
Load	In 12 seconds: Records the minimum value of Voltage & Frequency. Records the maximum value of Current and the recovery time. Calculates the offset of Voltage & Frequency.
Unload	In 12 seconds: Records the maximum value of Voltage & Frequency. Record the minimum value of Current and the recovery time. Calculates the offset of Voltage & Frequency.
Wave Record	Records the real-time voltage waves by five optional modes. The recording time is between 5 seconds and 5 minutes by different modes.

Control Panel

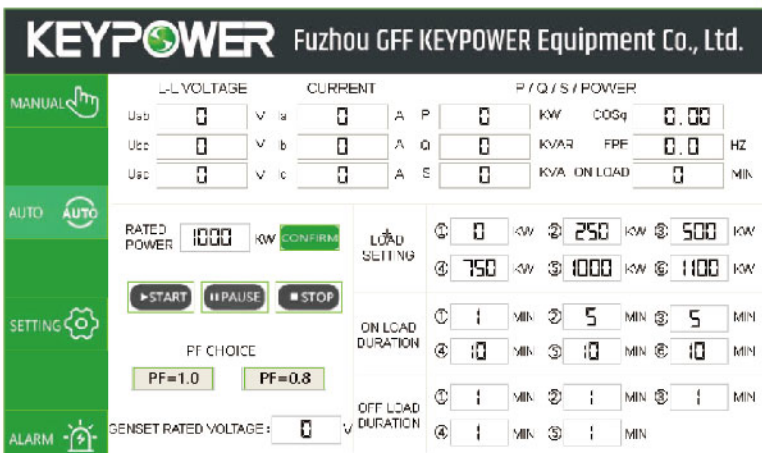


MANUAL CONTROL	FUNCTION
① Turn on / off power source	Tested power source input
② Load input indicator	Indicate U V W load input normal or not
③ Multi-function meter	Show testing parameters
④ Master load on / off	One step loading / unloading
⑤ Control mode selection	Choose control mode: Local manual control / Touch screen control / Remote control
⑥ Phase sequence indicator	Indicate phase sequence of tested power right or not
⑦ Emergency stop button	Emergency stop
⑧ Load Steps	Loading / unloading
⑨ Alarm	Load bank protection: Fan failure alarm / Overload alarm / Overvoltage alarm / Overheating alarm / Low airflow alarm / Maintenance door open alarm / Control power failure

In addition to all manual control functions, Intelligent/remote control also contains the following functions:

- Touch screen control/remote control
- Auto loading/unloading test
- Data setting

Intelligent control system with **Mitsubishi**[®] PLC



Intelligent Control Interface